

UC-5100 Series

Arm Cortex-A8 1 GHz IIoT gateways with 1 Mini PCIe expansion slot for wireless module, 4 serial ports, 2 CAN ports, 4 DI, 4 DOs



Features and Benefits

- Armv7 Cortex-A8 1 GHz processor
- Dual auto-sensing 10/100 Mbps Ethernet ports
- 4 software-selectable RS-232/422/485 ports supporting all signals
- Dual CAN ports with industrial CAN 2.0 A/B protocol supported
- Mini PCIe socket for Wi-Fi/cellular module
- SD slot for storage expansion
- -40 to 85°C wide temperature range and -40 to 70°C with LTE enabled
- IEC 61000-6-2/6-4 standards for harsh industrial environments
- Long-term Linux support until 2027; includes bug fixes and security patches

Certifications

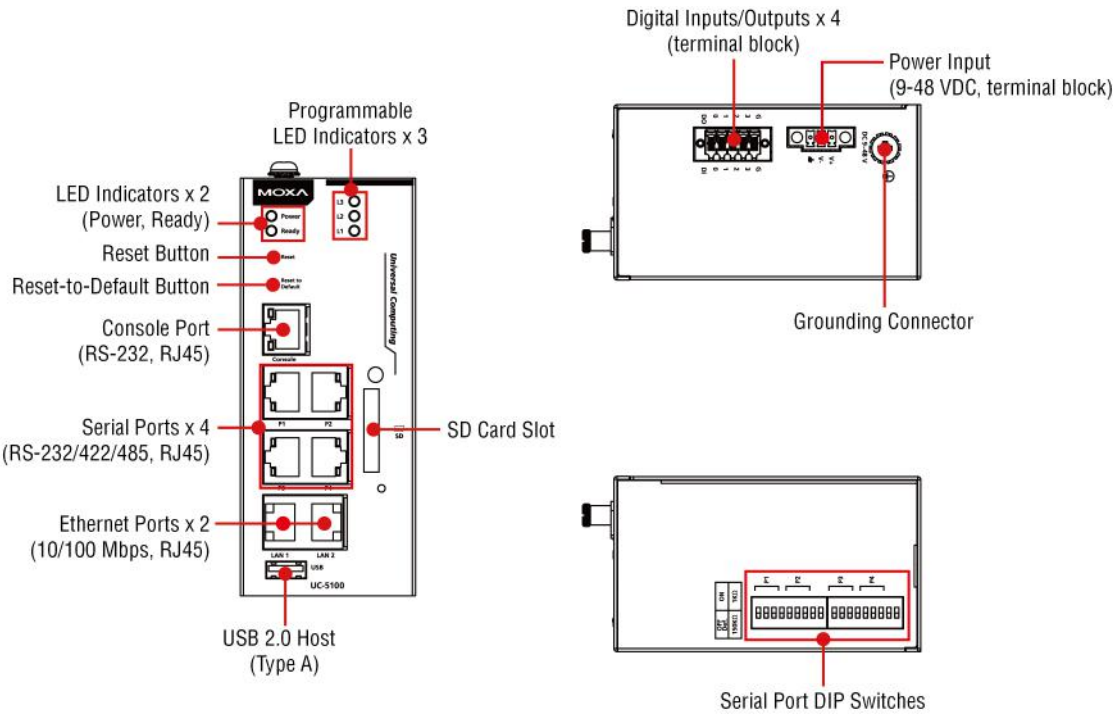


Introduction

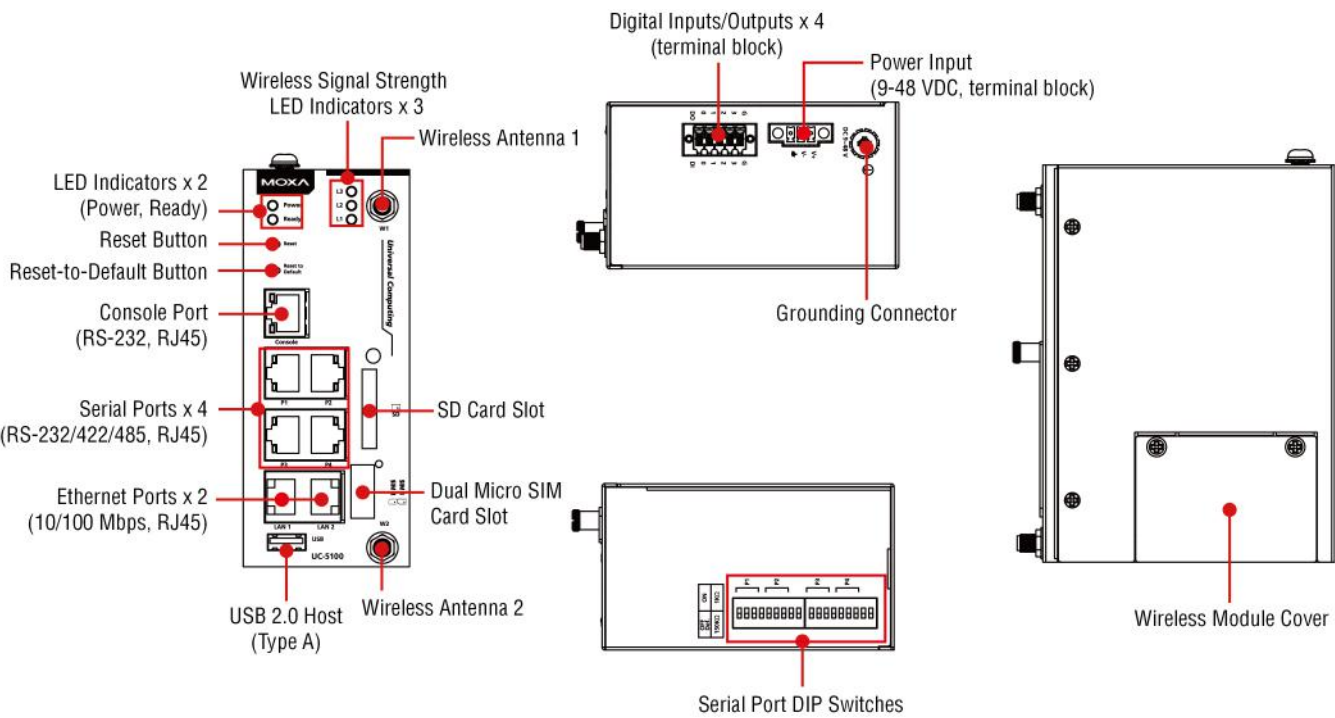
The UC-5100 Series embedded computers are designed for industrial automation applications. The computers feature 4 RS-232/422/485 full signal serial ports with adjustable pull-up/pull-down resistors, 2 CAN ports, 2 Ethernet ports, 4 digital input channels, 4 digital output channels, USB interface, and an SD slot in a compact, front-end access housing. To fulfill various industrial applications, the UC-5100 Series computing platform provides models with 2 CAN ports and a mini PCIe slot for wireless connections featuring a dual-SIM design for network redundancy. The UC-5100's vertical DIN-rail form factor makes it easy to install the computer in a small cabinet. This space-saving solution also facilitates easy wiring, making the UC-5100 a great choice as front-end embedded controllers for industrial applications. Furthermore, all models are equipped with Moxa Industrial Linux that comes with 10-year long-term support as well as optimized software features.

Appearance

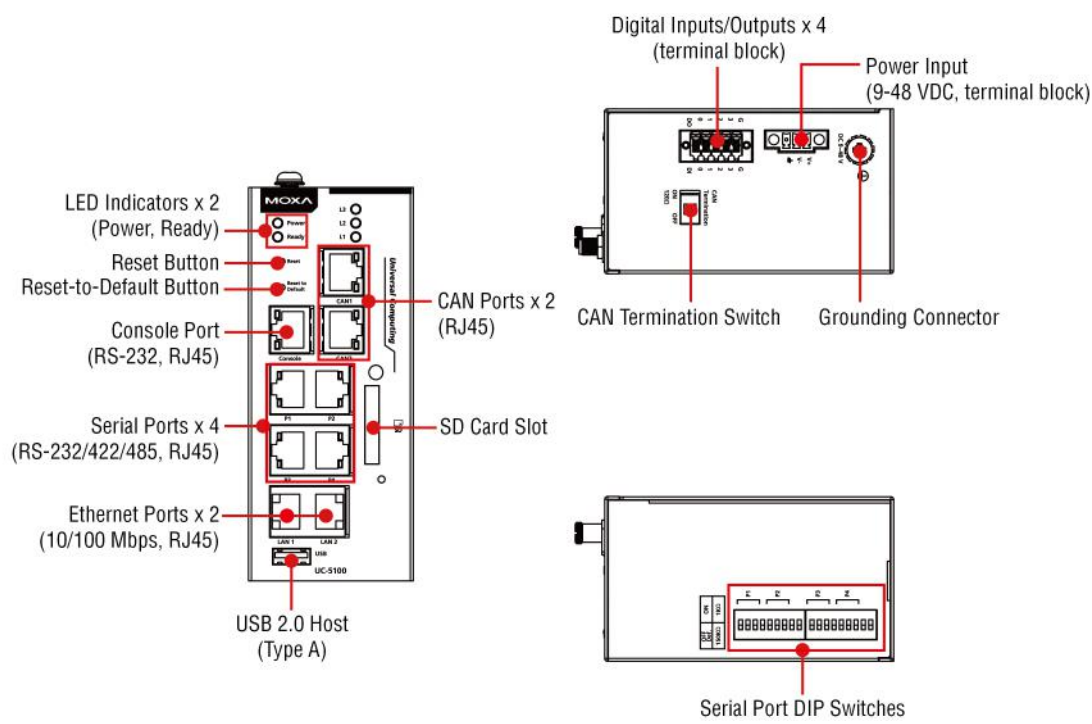
UC-5101



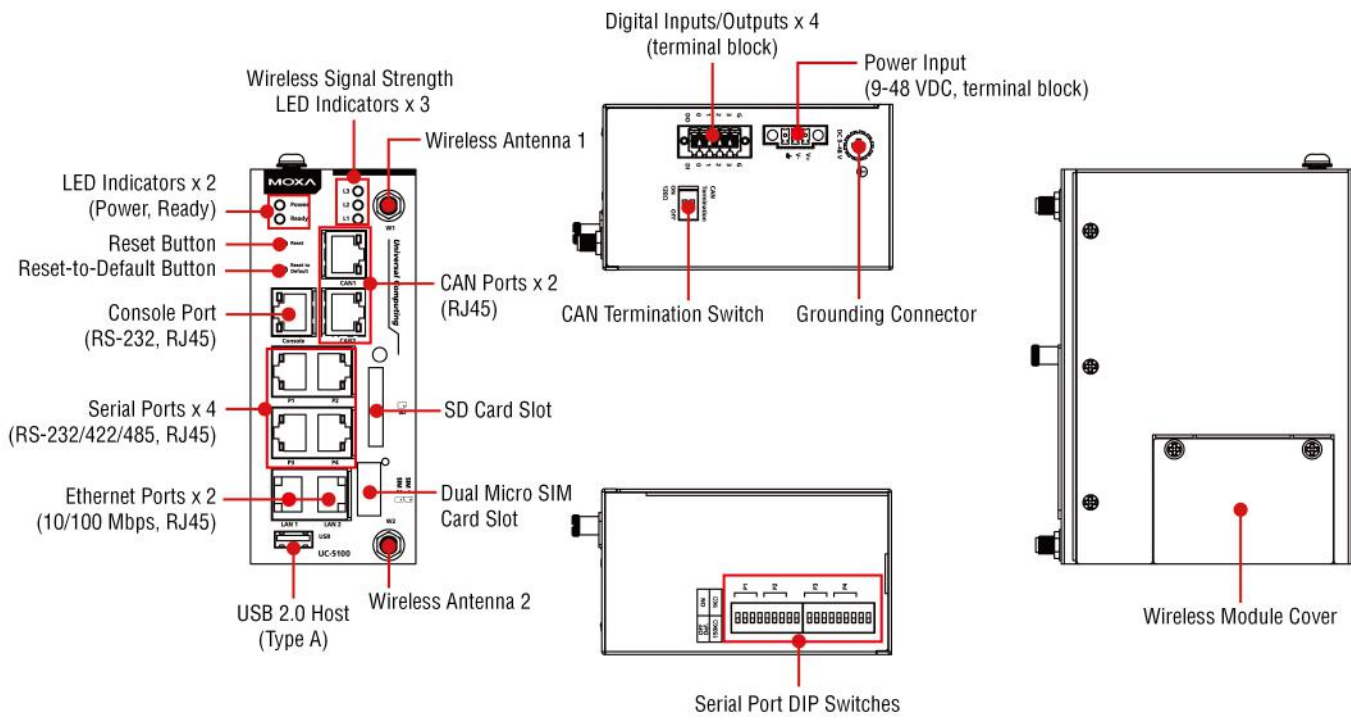
UC-5102



UC-5111



UC-5112



Specifications

Computer	
CPU	Armv7 Cortex-A8 1 GHz
DRAM	512 MB DDR3
Supported OS	Moxa Industrial Linux 1 (Debian 9, kernel 4.4), 2027 EOL See www.moxa.com/MIL
Storage Pre-installed	8 GB eMMC

Storage Slot	SD slots x 1
Expansion Slots	UC-5102-LX/5102-T-LX, UC-5112-LX/5112-T-LX: mPCIe slots x 1

Computer Interface

Ethernet Ports	Auto-sensing 10/100 Mbps ports (RJ45 connector) x 2
Serial Ports	RS-232/422/485 ports (software-selectable, RJ45 connector) x 4
Digital Input	DIs x 4
Digital Output	DOs x 4
USB 2.0	USB 2.0 hosts x 1, type-A connectors
Number of SIMs	2
SIM Format	Micro
Buttons	Reset button DIP switch for serial and CAN port configuration
Console Port	RS-232 (TxD, RxD, GND), RJ45 output (115200, n, 8, 1)

Ethernet Interface

Magnetic Isolation Protection	1.5 kV (built-in)
-------------------------------	-------------------

Serial Interface

Baudrate	50 bps to 921.60 kbps
Data Bits	7, 8
Stop Bits	1, 2
Parity	None, Even, Odd, Space, Mark
Flow Control	RTS/CTS, XON/XOFF ADDC (automatic data direction control) for RS-485 RTS Toggle (RS-232 only)

Serial Signals

RS-232	TxD, RxD, RTS, CTS, DTR, DSR, DCD, GND
RS-422	Tx+, Tx-, Rx+, Rx-, GND
RS-485-2w	Data+, Data-, GND

CAN Interface

No. of Ports	UC-5111-LX: 2 UC-5111-T-LX: 2 UC-5112-LX: 2 UC-5112-T-LX: 2
Signals	UC-5111-LX: CAN_L, CAN_H, CAN Signal GND UC-5111-T-LX: CAN_L, CAN_H, CAN Signal GND UC-5112-LX: CAN_L, CAN_H, CAN Signal GND UC-5112-T-LX: CAN_L, CAN_H, CAN Signal GND
Terminator	UC-5111-LX: N/A, 120 ohms (by DIP) UC-5111-T-LX: N/A, 120 ohms (by DIP) UC-5112-LX: N/A, 120 ohms (by DIP) UC-5112-T-LX: N/A, 120 ohms (by DIP)

Digital Inputs

Voltage	0 to 0.8 VDC 2.0 to 5.5 VDC
---------	--------------------------------

Digital Outputs

Current Rating	24 mA per channel
Voltage	0 to 0.55 VDC 2.5 to 3.3 VDC

LED Indicators

System	Power x 1 System ready x 1
LAN	2 per port (10/100 Mbps)
Serial	2 per port (Tx, Rx)
CAN	UC-5102-LX/5102-T-LX, UC-5112-LX/UC-5112-T-LX: 2 per port (Tx, Rx)
Wireless Signal Strength	UC-5102-LX/5102-T-LX, UC-5112-LX/UC-5112-T-LX: Cellular/Wi-Fi x 3

Physical Characteristics

Dimensions	57 x 136 x 100 mm (2.24 x 5.35 x 3.94 in)
Weight	600 g (1.32 lb)
Housing	Metal
Installation	DIN-rail mounting Wall mounting (with optional kit)

Power Parameters

Input Voltage	9 to 48 VDC
Input Current	0.95 A @ 9 VDC, 0.23 A @ 48 VDC
Power Consumption	11 W

Environmental Limits

Operating Temperature	Standard Models: -10 to 60°C (14 to 140°F) Wide Temp. Models: Product only: -40 to 85°C (-40 to 185°F) With LTE accessory: -40 to 70°C (-40 to 158°F) With Wi-Fi accessory: -10 to 70°C (14 to 158°F)
Storage Temperature	Standard models: -20 to 70°C (-4 to 158°F) Wide temp. models: -40 to 85°C (-40 to 185°F)
Ambient Relative Humidity	5 to 95% (non-condensing)
Vibration	2 Grms @ IEC 60068-2-64, random wave, 5-500 Hz, 1 hr per axis (without USB devices attached)
Shock	IEC 60068-2-27

Standards and Certifications

EMC	EN 55032/35 EN 61000-6-2/-6-4 UKCA VCCI
EMI	EN 55032 Class A EN 61000-6-4 Class A FCC Part 15B Class A ICES-003 Class A
EMS	IEC 61000-4-2 ESD: Contact: 6 kV; Air: 8 kV IEC 61000-4-3 RS: 80 MHz to 1 GHz: 10 V/m; 1.4 GHz to 6 GHz: 3 V/m IEC 61000-4-4 EFT: Power: 2 kV; Signal: 1 kV IEC 61000-4-5 Surge: Power: line to line: 1 kV; line to PE: 2 kV; Signal: 2 kV IEC 61000-4-6 CS: 10 V IEC 61000-4-8 PFMF
International Approval	CE FCC UKCA VCCI
Safety	EN 62368-1 IEC 62368-1 UL 62368-1
Green Product	RoHS, CRoHS, WEEE

Reliability

Alert Tools	External RTC (real-time clock)
Automatic Reboot Trigger	External WDT (watchdog timer)

MTBF

Time	UC-5101-LX/UC-5101-T-LX: 778,595 hrs UC-5102-LX/UC-5102-T-LX: 729,538 hrs UC-5111-LX/UC-5111-T-LX: 706,021 hrs UC-5112-LX/UC-5112-T-LX: 665,486 hrs
Standards	Telcordia (Bellcore) Standard TR/SR

Warranty

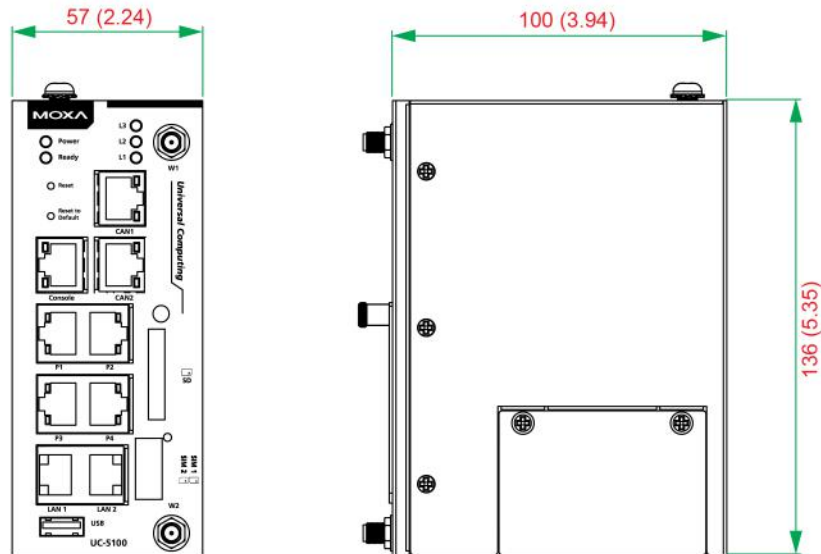
Warranty Period	5 years
Details	See www.moxa.com/warranty

Package Contents

Device	1 x UC-5100 Series computer
Documentation	1 x quick installation guide 1 x warranty card
Installation Kit	1 x DIN-rail kit (preinstalled) 1 x power jack
Cable	1 x RJ45-to-DB9 console cable

Dimensions

Unit: mm (inch)



Ordering Information

Model Name	CPU	RAM	Storage	Ethernet	Serial	CAN	SD	USB	Mini PCIe	Operating Temp.
UC-5101-LX	1 GHz	512 MB	8 GB	2	4	–	1	1	–	-10 to 60°C
UC-5102-LX	1 GHz	512 MB	8 GB	2	4	–	1	1	1 (dual-SIM socket)	-10 to 60°C
UC-5111-LX	1 GHz	512 MB	8 GB	2	4	2	1	1	–	-10 to 60°C
UC-5112-LX	1 GHz	512 MB	8 GB	2	4	2	1	1	1 (dual-SIM socket)	-10 to 60°C
UC-5101-T-LX	1 GHz	512 MB	8 GB	2	4	–	1	1	–	-40 to 85°C
UC-5102-T-LX	1 GHz	512 MB	8 GB	2	4	–	1	1	1 (dual-SIM socket)	-40 to 85°C
UC-5111-T-LX	1 GHz	512 MB	8 GB	2	4	2	1	1	–	-40 to 85°C
UC-5112-T-LX	1 GHz	512 MB	8 GB	2	4	2	1	1	1 (dual-SIM socket)	-40 to 85°C

Accessories (sold separately)

Power Adapters

PWR-12150-USJP-SA-T	Locking barrel plug, 12 VDC 1.5 A, 100 to 240 VAC, US/JP plug, -40 to 75°C operating temperature
PWR-12150-EU-SA-T	Locking barrel plug, 12 VDC, 1.5 A, 100 to 240 VAC, EU plug, -40 to 75°C operating temperature
PWR-12150-UK-SA-T	Locking barrel plug, 12 VDC, 1.5 A, 100 to 240 VAC, UK plug, -40 to 75°C operating temperature
PWR-12150-AU-SA-T	Locking barrel plug, 12 VDC, 1.5 A, 100 to 240 VAC, AU plug, -40 to 75°C operating temperature
PWR-12150-CN-SA-T	Locking barrel plug, 12 VDC, 1.5 A, 100 to 240 VAC, CN plug, -40 to 75°C operating temperature

Wi-Fi Wireless Modules

UC-WiFi-USB	802.11 a/b/g/n/ac, 2.4/5 GHz Wi-Fi module with 2 each of M2 and M2.5 screws
-------------	---

Cellular Wireless Modules

UC-LTE-CAT1-EU	LTE cellular module with 2 M2 and 2 M2.5 mounting screws for EMEA bands 1, 3, 7, 8, 20, 28A
----------------	---

Antennas

ANT-WDB-ARM-0202 plus ADP	2.4/5 GHz omni-directional antenna, 2/2 dBi, RP-SMA-type (male) connector
ANT-LTE-ASM-05 BK	704-960/1710-2620 MHz, LTE stick antenna, 5 dBi
ANT-LTE-OSM-06-3m BK MIMO	Multiband antenna with screw-fastened mounting option for 700-2700/2400-2500/5150-5850 MHz frequencies

DIN-Rail Mounting Kits

DK-UC-5000	DIN-rail mounting kit with screws for the UC-5000 Series
------------	--

Wall-Mounting Kits

WM-UC-5000	Wall-mounting kit with screws for the UC-5000 Series
------------	--

© Moxa Inc. All rights reserved. Updated Aug 11, 2025.

This document and any portion thereof may not be reproduced or used in any manner whatsoever without the express written permission of Moxa Inc. Product specifications subject to change without notice. Visit our website for the most up-to-date product information.