

# UC-8100 Series

Arm Cortex-A8 300 MHz/600 MHz/1 GHz IIoT gateway with 1 mini PCIe expansion slot for a wireless module, -10 to 60°C operating temperature



## Features and Benefits

- Armv7 Cortex-A8 300/600/1000 MHz processor
- Dual auto-sensing 10/100 Mbps Ethernet ports
- Rich programmable LEDs and a programmable button for easy installation and maintenance
- Long-term Linux support until 2027; includes bug fixes and security patches
- Debian 9 open platform

## Certifications



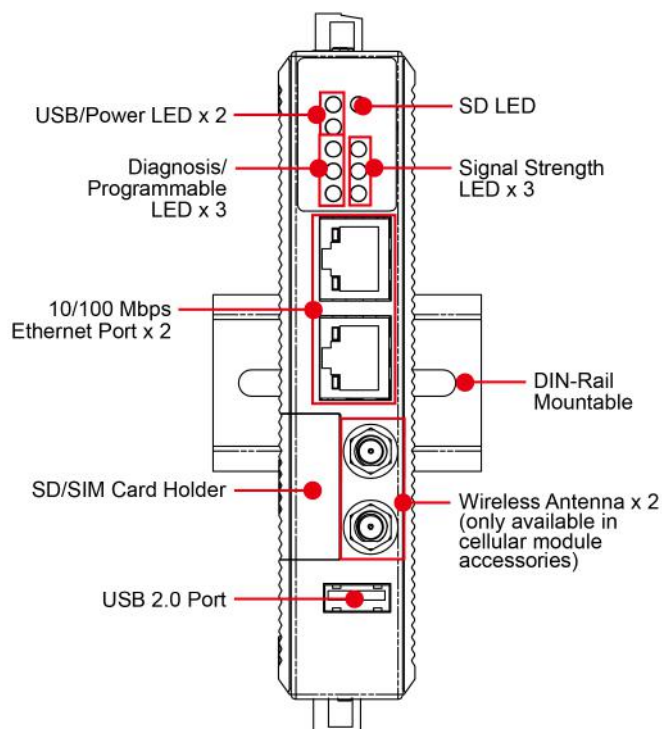
## Introduction

The UC-8100 computing platform is designed for embedded data-acquisition applications. The computer comes with one or two RS-232/422/485 serial ports and dual 10/100 Mbps Ethernet LAN ports, as well as a mini PCIe slot to support cellular modules. These versatile communication capabilities let users efficiently adapt the UC-8100 to a variety of complex communications solutions.

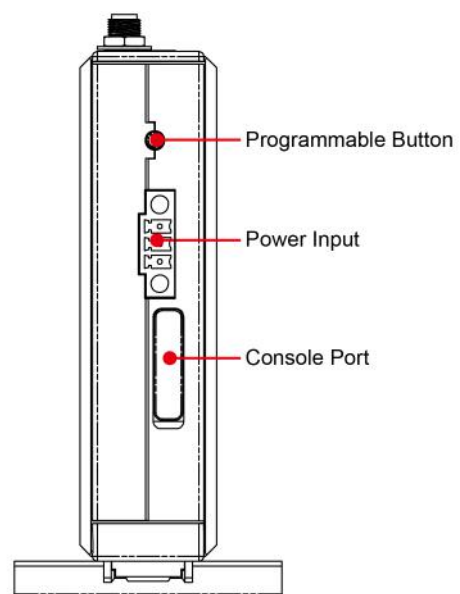
The UC-8100 is built around a Cortex-A8 Arm-based processor that has been optimized for use in energy monitoring systems, but is widely applicable to a variety of industrial solutions. With flexible interfacing options, this tiny embedded computer is a reliable and secure gateway for data acquisition and processing at field sites as well as a useful communication platform for many other large-scale deployments.

## Appearance

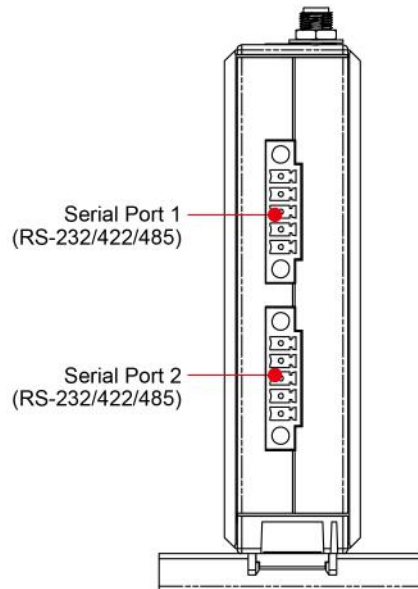
### Front View



### Top View



## Bottom View



## Specifications

### Computer

CPU	UC-8131-LX: Armv7 Cortex-A8 300 MHz UC-8132-LX: Armv7 Cortex-A8 300 MHz UC-8162-LX: Armv7 Cortex-A8 600 MHz UC-8112-LX: Armv7 Cortex-A8 1 GHz
DRAM	UC-8112-LX: 512 MB DDR3 UC-8131-LX: 256 MB DDR3 UC-8132-LX: 256 MB DDR3 UC-8162-LX: 512 MB DDR3
Supported OS	Moxa Industrial Linux 1 (Debian 9, kernel 4.4), 2027 EOL See <a href="http://www.moxa.com/MIL">www.moxa.com/MIL</a>
Storage Pre-installed	8 GB eMMC
Storage Slot	SD slots x 1

### Computer Interface

Ethernet Ports	Auto-sensing 10/100 Mbps ports (RJ45 connector) x 2
Serial Ports	UC-8112-LX: RS-232/422/485 ports x 2 (software-selectable, [X2] connector) UC-8131-LX: RS-232/422/485 ports x 1 (software-selectable, [X2] connector) UC-8132-LX: RS-232/422/485 ports x 2 (software-selectable, [X2] connector) UC-8162-LX: RS-232/422/485 ports x 2 (software-selectable, [X2] connector)
USB 2.0	USB 2.0 hosts x 1, type-A connectors
Expansion Slots	UC-8112-LX: mPCIe slots x 1 UC-8131-LX: mPCIe slots x 1 UC-8132-LX: mPCIe slots x 1 UC-8162-LX: mPCIe slots x 1
Number of SIMs	UC-8112-LX: 1 UC-8131-LX: 1 UC-8132-LX: 1 UC-8162-LX: 1
SIM Format	Mini
Buttons	Reset button
Console Port	RS-232 (TxD, RxD, GND), 4-pin header output (115200, n, 8, 1)

## Ethernet Interface

Magnetic Isolation Protection	1.5 kV (built-in)
-------------------------------	-------------------

## Serial Interface

Baudrate	300 bps to 921.6 kbps
Data Bits	5, 6, 7, 8
Stop Bits	1, 1.5, 2
Parity	None, Even, Odd, Space, Mark
Flow Control	RTS/CTS, XON/XOFF ADDC (automatic data direction control) for RS-485 RTS Toggle (RS-232 only)

## Serial Signals

RS-232	TxD, RxD, RTS, CTS, GND
RS-422	Tx+, Tx-, Rx+, Rx-, GND
RS-485-2w	Data+, Data-, GND

## LED Indicators

System	Power x 1 SD slots x 1 Programmable x 3 USB x 1
Wireless Signal Strength	Cellular/Wi-Fi x 3

## Power Parameters

Input Voltage	12 to 24 VDC
Input Current	480 mA @ 12 VDC 225 mA @ 24 VDC
Power Consumption	5.4 W

## Reliability

Alert Tools	RTC (real-time clock)
Automatic Reboot Trigger	Built-in WDT

## Physical Characteristics

Dimensions	101 x 27 x 128 mm (3.98 x 1.06 x 5.04 in)
Weight	224 g (0.5 lb)
Housing	Plastic
Installation	DIN-rail mounting Wall mounting (with optional kit)

## Environmental Limits

Operating Temperature	-10 to 60°C (14 to 140°F)
Storage Temperature (package included)	-20 to 80°C (-4 to 176°F)
Ambient Relative Humidity	5 to 95% (non-condensing)

Shock	IEC 60068-2-27
Vibration	2 Grms @ IEC 60068-2-64, random wave, 5-500 Hz, 1 hr per axis (without USB devices attached)

#### Standards and Certifications

EMC	EN 55032/35 BIS UKCA UC-8162 KC UC-8112 BSMI
EMI	EN 55032 Class A EN 61000-6-4 Class A FCC Part 15B Class A ICES-003 Class A
EMS	IEC 61000-4-2 ESD: Contact: 4 kV; Air: 8 kV IEC 61000-4-3 RS: 80 MHz to 1 GHz: 3 V/m IEC 61000-4-4 EFT: Power: 1 kV; Signal: 0.5 kV IEC 61000-4-5 Surge: Power: 0.5 kV IEC 61000-4-6 CS: 3 V IEC 61000-4-8 PFMF
Safety	UL 60950-1
International Approval	BIS CE FCC ISED UKCA UC-8162 KC UC-8112 BSMI
Green Product	RoHS, CRoHS, WEEE

#### MTBF

Time	UC-8131-LX: 1,465,546 hrs UC-8132-LX/8162-LX: 1,195,173 hrs UC-8112-LX: 1,149,242 hrs
Standards	Telcordia (Bellcore) Standard

#### Warranty

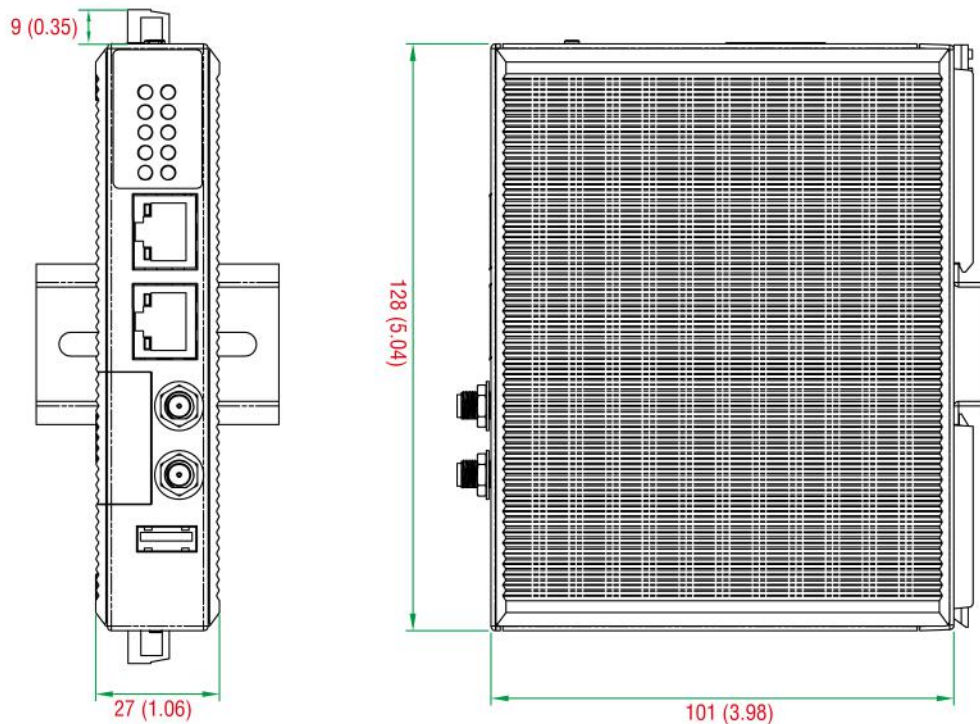
Warranty Period	5 years
Details	See <a href="http://www.moxa.com/warranty">www.moxa.com/warranty</a>

#### Package Contents

Device	1 x UC-8100 Series computer
Cable	1 x console cable
Installation Kit	1 x power jack
Documentation	1 x quick installation guide 1 x warranty card

## Dimensions

Unit: mm (inch)



## Ordering Information

Model Name	CPU	RAM	Storage	Storage Slot	mPCIe Socket for Wireless Module	Serial Ports
UC-8131-LX	Armv7 Cortex-A8 300 MHz	256 MB	8 GB eMMC	SD Card	1	1
UC-8132-LX	Armv7 Cortex-A8 300 MHz	256 MB	8 GB eMMC	SD Card	1	2
UC-8162-LX	Armv7 Cortex-A8 600 MHz	512 MB	8 GB eMMC	SD Card	1	2
UC-8112-LX	Armv7 Cortex-A8 1 GHz	512 MB	8 GB eMMC	SD Card	1	2

## Accessories (sold separately)

### Power Adapters

PWR-12150-UK-SA-T	Locking barrel plug, 12 VDC, 1.5 A, 100 to 240 VAC, UK plug, -40 to 75°C operating temperature
PWR-12150-EU-SA-T	Locking barrel plug, 12 VDC, 1.5 A, 100 to 240 VAC, EU plug, -40 to 75°C operating temperature
PWR-12150-CN-SA-T	Locking barrel plug, 12 VDC, 1.5 A, 100 to 240 VAC, CN plug, -40 to 75°C operating temperature
PWR-12150-USJP-SA-T	Locking barrel plug, 12 VDC 1.5 A, 100 to 240 VAC, US/JP plug, -40 to 75°C operating temperature
PWR-12150-AU-SA-T	Locking barrel plug, 12 VDC, 1.5 A, 100 to 240 VAC, AU plug, -40 to 75°C operating temperature

### Cellular Wireless Modules

UC-8100 LTE-CAT4-EU	Telit LE910C4-EU LTE Cat. 4 mini card with 2 M2 screws for the EMEA region
---------------------	--

### Wi-Fi Wireless Modules

WiFi-BGN	802.11ac/a/b/g/n Wi-Fi module x1, i-PEX MHF male connector to RP-SMA female connector x2, ANT-WDB-ARM-02 x1, M2 screw x2
----------	--

### Antennas

ANT-WDB-ARM-02	2 dBi at 2.4 GHz or 2 dBi at 5 GHz, RP-SMA (male) omnidirectional rubber-duck antenna
ANT-LTE-ASM-05 BK	704-960/1710-2620 MHz, LTE stick antenna, 5 dBi
ANT-LTEUS-ASM-01	GSM/GPRS/EDGE/UMTS/HSPA/LTE, 1 dBi, omnidirectional rubber-duck antenna
ANT-LTE-OSM-06-3m BK MIMO	Multiband antenna with screw-fastened mounting option for 700-2700/2400-2500/5150-5850 MHz frequencies

#### Cables

CBL-F9DPF1x4-BK-100	Console cable with 4-pin connector, 1 m
---------------------	---

#### Wall-Mounting Kits

WALLMOUNT-8100-01	Wall-mounting kit for the UC-8100 with screws
-------------------	---

© Moxa Inc. All rights reserved. Updated Jun 09, 2025.

This document and any portion thereof may not be reproduced or used in any manner whatsoever without the express written permission of Moxa Inc. Product specifications subject to change without notice. Visit our website for the most up-to-date product information.